

CHEMICAL HERITAGE FOUNDATION

EDWIN R. CHAPMAN

The Pew Scholars Program in the Biomedical Sciences

Transcript of an Interview
Conducted by

Karen A. Frenkel

at

Medical School of the University of Wisconsin
Madison, Wisconsin

on

5, 6, and 7 December 2005

From the Original Collection of the University of California, Los Angeles

ACKNOWLEDGEMENT

This oral history is part of a series supported by a grant from the Pew Charitable Trusts based on the Pew Scholars Program in the Biomedical Sciences. This collection is an important resource for the history of biomedicine, recording the life and careers of young, distinguished biomedical scientists and of Pew Biomedical Scholar Advisory Committee members.

This oral history was completed under the auspices of the Oral History Project, University of California, Los Angeles (Copyright © 2007, The Regents of the University of California) and is made possible through the generosity of



**From the original collection at the Center for
Oral History Research, UCLA Library, UCLA.**

The following oral history, originally processed at the UCLA Center for Oral History Research, has been reformatted by the Chemical Heritage Foundation. The process involved reformatting the front matter, adding a new abstract, replacing the table of contents, and replacing the index. The paragraph spacing and font of the body of the transcript were altered to conform to the standards of the Oral History Program at the Chemical Heritage Foundation. The text of the oral history remains unaltered; any inadvertent spelling or factual errors in the original manuscript have not been modified. The reformatted version and digital copies of the interview recordings are housed at the Othmer Library, Chemical Heritage Foundation. The original version and research materials remain at the Darling Library, University of California, Los Angeles and at the Bancroft Library, University of California, Berkeley.

REFORMATTING:

Kim Phan, Program Intern, Oral History, Chemical Heritage Foundation. B.A. expected 2011, Anthropology, Cornell University.


David J. Caruso, Program Manager, Oral History, Chemical Heritage Foundation. B.A., History of Science, Medicine, and Technology, Johns Hopkins University; PhD., Science and Technology Studies, Cornell University.



In exchange for the UCLA Oral History Program conducting and recording the series of interviews with me beginning on or about ___ December 6, 2005 ___, I, Edwin R. Chapman ___, do hereby give all right, title, and interest, including copyright, in and to those interviews to the Regents of the University of California to be used for any research, educational, or other purpose that the University may deem appropriate. I understand that I may still use the information in the recordings myself without seeking permission from the University.

I have read and agree to the UCLA Oral History Program's Use Policy, which outlines the current and likely future uses of interviews donated to the Oral History Program's collection.

Unless otherwise specified below, I place no restrictions on access to and use of the interviews.



Interviewee (Signature)

Edwin R. Chapman _____
(Typed Name)


University of Wisconsin _____
(Address)

(608)263-1762 _____
(Phone Number)

chapman@physiology.wisc.edu _____
(E-mail Address)

December 6, 2005 _____
(Date)

Signed on behalf of the Regents of the University of California:



Head, UCLA Oral History Program

Teresa Barnett _____
(Typed Name)

(310) 206-2454 _____
(Phone Number)

tbarnett@library.ucla.edu _____
(E-mail Address)

12/19/05 _____
(Date)

This interview has been designated as **Free Access**.

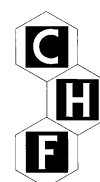
One may view, quote from, cite, or reproduce the oral history with the permission of CHF.

Please note: Users citing this interview for purposes of publication are obliged under the terms of the Chemical Heritage Foundation Oral History Program to credit CHF using the format below:

Edwin R. Chapman, interview by Karen A. Frenkel at the Medical School of the University of Wisconsin, Madison, Wisconsin, 5-7 December 2005 (Philadelphia: Chemical Heritage Foundation, Oral History Transcript # 0608).



Chemical Heritage Foundation
Oral History Program
315 Chestnut Street
Philadelphia, Pennsylvania 19106



The Chemical Heritage Foundation (CHF) serves the community of the chemical and molecular sciences, and the wider public, by treasuring the past, educating the present, and inspiring the future. CHF maintains a world-class collection of materials that document the history and heritage of the chemical and molecular sciences, technologies, and industries; encourages research in CHF collections; and carries out a program of outreach and interpretation in order to advance an understanding of the role of the chemical and molecular sciences, technologies, and industries in shaping society.

EDWIN R. CHAPMAN

Born in Bellingham, Washington

Education

1985 B.S., Chemical Biology, Western Washington University
1992 Ph.D., Department of Pharmacology, University of Washington

Professional Experience

1985-1987 Genetic Systems Inc., Seattle Washington
Research Technician II

1992-1996 Yale University, New Haven, Connecticut
Postdoctoral Fellow, Howard Hughes Medical Institute, with
Dr. Reinhard Jahn

1996-2001 University of Wisconsin, Madison, Madison, Wisconsin
Assistant Professor, Dept. of Physiology
2001-2005 Associate Professor, Dept. of Physiology
2005-present Professor, Dept. of Physiology
2005-present Investigator, Howard Hughes Medical Institute

Honors

1981-1985 Deans List, Western Washington University
1985 Sea Bong Chang Memorial Chemistry Scholarship, Western
Washington University

1988-1991 Molecular and Cellular Biology Training Grant, University of
Washington

1992-1996 Howard Hughes Postdoctoral Associate, Yale University
1996 University of Wisconsin/Howard Hughes Medical Institute Career
Development Award

1996 University of Wisconsin/Howard Hughes Medical Institute Infomatics
Award

1996 Hilldale, UW-Bookstore, and HHMI Awards (undergraduate)

1998 Shaw Scientists Award

1999 Dave McClain American Heart Research Award

1999-2003 Pew Scholars Award

Selected Publications

- Au, D., Apel, E.D., Chapman, E.R., Estep, R.P., Nicolson, T.A., and D.R. Storm (1989). Expression of cDNAs encoding wild-type and mutant neuromodulins in *Escherichia coli*: comparison with the native protein from bovine brain. *Biochemistry* 28, 8142-8148.
- Chapman, E.R., Au, D., Nicolson, T.A. and D.R. Storm (1991a). Mutagenesis of the calmodulin binding domain of neuromodulin. In *Prog. Brain Res.* W.H. Gispen and A. Routtenberg eds. (Elsevier Science Publishers B.V.): 89, 37-44.
- Chapman, E.R., Au, D., Alexander K.A., Nicolson, T.A. and D.R. Storm (1991b). Characterization of the calmodulin binding domain of neuromodulin: functional significance of serine 41 and phenylalanine 42. *J. Biol. Chem.* 266, 207-213.
- Liu, Y., Chapman, E.R. and D.R. Storm (1991). Targeting of neuromodulin (GAP-43) fusion proteins to growth cones in cultured rat embryonic neurons. *Neuron* 6, 411-421.
- Chapman, E.R., Vorherr, T., Alexander, K., Wang, A., Carafoli, E. and D.R. Storm (1992a). Fluorescence energy transfer analysis of calmodulin • peptide complexes. *Biochemistry* 31, 12819-12825.
- Chapman, E.R., Estep, R. and D.R. Storm (1992b). Palmitoylation of neuromodulin (GAP-43) is not required for phosphorylation by protein kinase C. *J. Biol. Chem.* 267, 2533-2538.
- Blasi, J., Chapman, E.R., Link, E., Binz, T., Yamasaki, S., De Camilli, P., Südhof, T.C., Niemann, H. and R. Jahn (1993a). Botulinum neurotoxin A selectively cleaves the synaptic protein SNAP-25. *Nature* 365, 160-163.
- Blasi, J., Chapman, E.R., Yamasaki, S., Binz, T., Niemann, H. and R. Jahn (1993b). Botulinum neurotoxin C blocks neurotransmitter release by means of cleaving HPC-1/syntaxin. *EMBO J.* 12, 4821-4828.
- Chapman, E.R. and R. Jahn (1994a). Calcium-dependent interaction of the cytoplasmic domain of synaptotagmin with membranes: autonomous function of a single C2-homologous domain. *J. Biol. Chem.* 269, 5735-5741.
- Chapman, E.R. and R. Jahn (1994b). On the trail of the calcium receptor(s) for exocytosis. *Sem. Neurosci.* 6, 302.1-302.7.
- Link, E., Blasi, J., Chapman, E.R., Edelmann, L., Baumeister, A., Binz, T., Yamasaki, S. and R. Jahn (1994). Tetanus and botulinum neurotoxins: tools to understand exocytosis in neurons. In *Molecular and cellular mechanisms of neurotransmitter release.* L. Stjärne, P. Greengard, S. Grillner, T. Hökfelt and D. Ottoson, eds. (New York: Raven Press Inc.): 49-60.
- Chapman, E.R., An, S., Barton, N.J., and R. Jahn (1994). SNAP-25: a t-SNARE which binds to both syntaxin and synaptobrevin via domains that may form coiled coils. *J. Biol. Chem.* 269, 27427-27432.
- Li, C., Takei, K., Geppert, M., Daniels, L., Stenius, K., Chapman, E.R., Jahn, R., De Camilli, P. and T.C. Südhof (1994). Rabphilin: a synaptic vesicle calcium sensor whose synaptic targeting depends on rab3A. *Neuron* 13, 885-898.
- Edelmann, L., Hanson, P., Chapman, E.R., and R. Jahn (1995). Synaptobrevin binding to synaptophysin: a potential mechanism for controlling the exocytotic fusion machine *EMBO J.* 14, 224-231.

- Solimena, C.W., Blasi, J., Edelmann, L., Chapman, E.R., Fisher von Mollard, G. and R. Jahn (1995). The t-SNAREs syntaxin and SNAP-25 are present on organelles that participate in synaptic vesicle recycling *J. Cell Biol.* 128, 637-645.
- Chapman, E.R., Hanson, P.I., An, S., and R. Jahn (1995). Ca^{2+} regulates the interaction between synaptotagmin and syntaxin. *J. Biol. Chem.* 270, 23667-23671.
- Otto, H., Hanson, P.I., Chapman, E.R., Blasi, J. and R. Jahn (1995). Poisoning by botulinum neurotoxin A does not inhibit formation and disassembly of the synaptosomal fusion complex. *Biochem. Biophys. Res. Commun.* 212, 945-952.
- Chapman, E.R., Hanson, P.I. and R. Jahn (1995). The exocytotic fusion machine: some new developments. *Neuropharm.* 34, 1343-1349.
- Chapman, E.R., An, S., Edwardson, J.M. and R. Jahn (1996). A novel function for the second C2-domain of synaptotagmin: Ca^{2+} -triggered dimerization. *J. Biol. Chem.* 271, 5844-5849.
- Chapman, E.R., Blasi, J., An, S., Südhof, T.C. and R. Jahn (1996). Fatty acylation of synaptotagmin in PC-12 cells and synaptosomes. *Biochem. Biophys. Res. Commun.* 225, 326-332.
- Ruiz-Montasell, Aguado, F., Chapman, E.R., Canals, J.M., Marsal, J. and J. Blasi (1996). Differential distribution of syntaxin isoforms IA and B in the rat central nervous system. *Eur. J. Neurosci.* 8(12):2544-2552.
- Chapman, E.R. and A.F. Davis. (1998). Direct interaction of a Ca^{2+} -binding loop of synaptotagmin with lipid bilayers. *J. Biol. Chem.* 273, 13995-14001.
- Littleton, J.T., Chapman, E.R., Kreber, R., Garment, M.B., Carlson, S.D. and B. Ganetzky. (1998). Paralytic mutations demonstrate that assembly and disassembly of the SNARE-complex are essential steps in neurotransmitter release. *Neuron* 21, 401- 413.
- Chae, Y.K., Abildgaard, F., Chapman, E.R. and Markley, J.L. (1998). Lipid binding ridge on loops 2 and 3 of the C2A-domain of synaptotagmin I as revealed by NMR spectroscopy. *J. Biol. Chem.* 273, 25659-25663.
- Chapman, E.R., Desai, R., Davis, A.F. and Tornhel, C. (1998). Delineation of the oligomerization, AP-2- and synprint-binding region of the C2B-domain of synaptotagmin. *J. Biol. Chem.* 273, 32966-32972.
- Littleton, J.T., Sereno, T.L., Rubin, G.M., Ganetzky, B. and Chapman, E.R. (1999). Synaptic function modulated by changes in the ratio of synaptotagmin I and IV. *Nature* 400, 757-760.
- Davis, A.F., Bai, J., Fasshauer, D., Wolowick, M.J., Lewis, J.L. and Chapman, E.R. (1999). Kinetics of synaptotagmin responses to Ca^{2+} and assembly with the core SNARE complex onto membranes. *Neuron* 24, 363-376.
- Bai, J., Earles, C., Lewis, J. and Chapman, E.R. (2000). Membrane-embedded synaptotagmin interacts with *cis* and *trans* target membranes and assembles into oligomers via a novel mechanism *J. Biol. Chem.* 275, 25427-25435.
- Desai, R., Vyas, B., Earles, C., Littleton, J.T., Kowalchuck, J., Martin, T.F.J. and Chapman, E.R. (2000). The C2B-domain of synaptotagmin is a Ca^{2+} sensing module essential for exocytosis. *J. Cell Biol.* 150(5), 1125-1135.
- Haucke, V., Wenk, M.R., Chapman, E.R., Farsad, K., and De Camilli, P. (2000). Dual interaction of synaptotagmin with the $\mu 2$ and α subunits of AP-2 facilitates clathrin pit nucleation. *EMBO J.* 19, 6011-6019.
- Littleton, J.T., Bai, J., Vyas, B., Desai, R., Baltus, A.E., Garment, M.B., Carlson, S.D., Ganetzky, B. and Chapman, E.R. (2001). *synaptotagmin* mutants reveal essential functions

- for the C2B-domain in Ca²⁺-triggered fusion and recycling of synaptic vesicles *in vivo*. *J. Neuroscience* 21(5), 1421-1433.
- Lewis, J., Dong, M. and Chapman, E.R. (2001). The transmembrane domain of syntaxin 1A is critical for cytoplasmic domain protein-protein interactions. *J. Biol. Chem.* 276, 15458-15465.
- Earles, C.*, Bai, J.*, Wang, P. and Chapman, E.R. (2001). The tandem C2- domains of synaptotagmin contain redundant Ca²⁺ binding sites that cooperate to engage t-SNAREs and trigger exocytosis *J. Cell Biol.* 154(6), 1117-1123. *these authors contributed equally to this study
- Littleton, J.T., Barnard, R.J.O., Titus, S., Slind, J., Chapman, E.R., and Ganetzky, B. (2001) SNARE complex disassembly by NSF following synaptic vesicle fusion *Proc. Natl. Acad. Sci. USA* 98(21), 12233-12238.
- Wang, C.-T., Grishanin, R., Earles, C.A., Chang, P.Y., Martin, T.F.J., Chapman, E.R. and Jackson, M.B. (2001). Synaptotagmin modulation of fusion pore kinetics in regulated exocytosis. *Science* 294, 1111-1114.
- *Bai, J., *Wang, P. and Chapman, E.R. (2002). C2A activates a cryptic Ca²⁺- triggered membrane penetration activity within the C2B domain of synaptotagmin I. *Proc. Natl. Acad. Sci. USA* 99(3), 1665-1670.*these authors contributed equally to this study.
- Chapman, E.R. (2002). Synaptotagmin: a Ca²⁺-sensor that triggers exocytosis? *Nature Rev. Mol. Cell Biol.* 3(7), 498-508.
- W.C. Tucker and Chapman, E.R. (2002). Role of synaptotagmin during Ca²⁺- triggered exocytosis. *Biochem. J.* 366, 1-13
- Bai, J. and Chapman, E.R. (2003). Application of fluorescent probes to determine the mechanics and dynamics of Ca²⁺-triggered synaptotagmin C2-domain-membrane interactions. *Methods in Enzymology* 360, 23 8-258.
- Wu, Y., He, Y., Bai, B., Ji, S.R., Tucker, W.C., Chapman, E.R.* and Sui, S.F.* (2003).. Visualization of synaptotagmin I oligomers assembled onto lipid monolayers. *Proc. Natl. Acad. Sci. USA* 100; 2082-2087. *corresponding authors.
- Tucker, W.C., Edwardson, J.M., Bai, J., Kim, H.J., Martin, T.F.J. and Chapman, E.R. (2003). Identification of synaptotagmin effectors via acute inhibition of secretion from cracked PC12 cells. *J. Cell Biol.* 162: 199-209.
- Dong, M., Goodnough, M.C., Tepp, W.H., Johnson, E.A. and Chapman, E.R. (2003). Synaptotagmins I and II mediate entry of botulinum neurotoxin B into cells. *J. Cell Biol.* 162: 1293-1303.
- Edwardson, J.M., Wang, C.T., Gong, B., Wyttenbach, A., Bai, J., Jackson, M.B., Chapman, E.R. and Morton, A.J. (2003). Mutant huntingtin expression inhibits exocytosis in PC12 cells by depletion of complexin II. *J. Biol. Chem.* 278: 30849- 30853.
- Wang, C.-T., Lu, J.C., Bai, J., Martin, T.F.J., Chapman, E.R. and Jackson, M.B. (2003). Different domains of synaptotagmin control the choice between kiss-and-run and full-fusion. *Nature* 424: 943-947.
- Wang, P., Wang, C.T., Bai, J., Jackson, M.B. and Chapman, E.R. (2003). Mutations in the effector binding loops in the C2A and C2B domains of synaptotagmin I disrupt exocytosis in a non-additive manner. *J. Biol. Chem.* 278(47): 47030-47037
- Liu, W., Montana, V., Chapman, E. R., Mohideen, U. and Pappas, V.. (2003) Botulinum Toxin type B micromechanosensor. *Proc. Natl. Acad. Sci. USA* 100(23): 13621-13625
- Bai, J., Tucker, W.C. and Chapman, E.R. (2004). PIP2 increases the speed-of-response of

- synaptotagmin and steers its membrane penetration activity toward the plasma membrane. *Nature Struct. Mol. Biol.* 11(1): 3 6-44
- Chierregatti, E., Chicka, M.C., Chapman, E.R. and Baldini, G. (2004). SNAP-23 functions in docking/fusion of granules at low Ca^{2+} . *Mol. Biol. Cell* 15(4):1918-30
- Bai, J. and Chapman, E.R. (2004). The C2-domains of synaptotagmin: partners in exocytosis. *TIBS* 29(3): 143-151
- Berdiev, B.K., Jovov, B., Ganeshan, H.L.R., Tucker, W., Naren, A.P., Fuller, C.M., Chapman, E.R. and Benos, D.J. (2004). The effects of syntaxin 1A on ENaC. *AJP: Renal Physiology* 286: F1 100-F1 106.
- Bai, J., Wang, C.T., Jackson, M.B. and Chapman, E.R. (2004) Fusion pore dynamics are regulated by synaptotagmin-t-SNARE interactions. *Neuron* 41: 929-942.
- Han, X., Wang, C.T., Bai, J., Chapman, E.R. and Jackson, M.B. (2004) Transmembrane segments of syntaxin line the fusion pore of Ca^{2+} -triggered exocytosis. *Science* 304: 289-292
- Tucker, W.T., Weber, T. and Chapman, E.R.. (2004) Reconstitution of Ca^{2+} - triggered membrane fusion by synaptotagmin and SNAREs. *Science* 304: 435-43 8.
- Grishanin, R.N., Kowalchuk, J.A., Klenchin, V.A., Ann K-S., Earles, C.A., Chapman, E.R., Gerona, R.R.L., and Martin, T.F.J. (2004). CAPS acts at a pre-fusion step in dense-core vesicle exocytosis as a PIP2-binding protein. *Neuron* 43: 55 1-562.
- Dong, M., Goodnough, M.C., Tepp, W.H., Johnson, E.A. and Chapman, E.R.. (2004). Using fluorescent sensors to detect botulinum neurotoxin activity *in vitro* and in living cells. *Proc. Natl. Acad. Sci. USA* 101: 14701-14706
- Richards, D., Bai, J. and Chapman, E.R. (2005). Two modes of exocytosis revealed by the rate of FM1-43 efflux in hippocampal boutons. *J. Cell Biology* 168(6): 929-939.
- Hui, E., Bai, J., Sugimori, M., Llinas, R. and Chapman, E.R.. (2005). Three distinct kinetic groupings of the synaptotagmin family – candidate sensors for rapid and delayed exocytosis. *Proc. Natl. Acad. Sci. USA* 102(14): 5210-5214.
- Shen S.S., Tucker, W.C., Chapman, E.R. and Steinhardt, R.A. (2005) Molecular regulation of membrane resealing in 3T3 fibroblasts. *J. Biol. Chem.* 280:1652-60
- Madziva, M.T., Bai, J., Bhalla, A., Chapman, E.R. and Edwardson, J.M. (2005). Effects of synaptotagmin reveal two distinct mechanisms of agonist-stimulated internalization of the M4 muscarinic acetylcholine receptor. *Brit. J. Pharm.* 144(6): 761-71.
- Maher, B., MacKinnon II, R.L., Bai, J., Chapman, E.R. and Kelly, P.T. (2005). Activation of intracellular Ca^{2+} stores modulates glutamate receptor cycling in hippocampal neurons. *J. Neurophysiol.* 93: 178-188.
- Liu, T., Tucker, W., Bhalla, A., Chapman, E..R. and Weisshaar, J.C. (2005). SNARE-driven, 25- millisecond vesicle fusion *in vitro*. *Biophysical J.* 89(4): 2458-72.
- Wang, P., Chicka, M.C., Bhalla, A., Richards, D. and Chapman, E.R.. (2005). Synaptotagmin VII is targeted to secretory organelles in PC 12 cells where it functions as a high affinity calcium sensor. *Mol. Cell. Biol.* 25(19): 8693-702.
- Bhalla, A., Tucker W. and Chapman, E.R. (2005). Synaptotagmin isoforms couple distinct ranges of Ca^{2+} , Ba^{2+} and Sr^{2+} concentration to SNARE-mediated membrane fusion. *Mol. Biol. Cell* 16(10): 4755-64.
- Wang, C.T., Bai, J., Chang, P.Y., Chapman, E.R. and Jackson, M.B. (2005). Synaptotagmin $\cdot Ca^{2+}$ triggers two sequential steps in regulated exocytosis in rat PC12 cells: fusion pore opening and fusion pore dilation. *Journal of Physiology (in press)*

ABSTRACT

Edwin R. Chapman grew up in Bellingham, Washington, the youngest of four children. His father taught drafting and shop in high school, and his mother stayed at home to raise the children. From an early age Chapman was interested in science, especially in chemistry. He had chemistry sets and a buddy whose father was a pharmacist and who had access to recipes and chemicals; as a result, Chapman set his room on fire several times. His parents were devout Lutherans, but Chapman found religion “didn’t make sense” even then. His maternal grandmother came from Romania and had thirteen children; his grandfather came also from Eastern Europe, but it is not clear from exactly where. The thirteen children all had large families, so Chapman has dozens of cousins.

Chapman recalls his education in the Bellingham public schools as being unusual and very good, though not especially challenging. He was interested in marine biology, rock collecting, and taking things apart. His father worked construction during summers, and he taught Chapman to do many things around the house. The elder Chapman built a wood lathe, now sixty-one years old, and the two still work together with it

Following, as Chapman says, the path of least resistance, he decided to go to college, and for the same reason he applied to his hometown college, Western Washington University. He discovered there the joy of academic hard work in an organic chemistry class taught by Donald Pavia, whom he considers the best lecturer he has ever encountered. He recently went back to Western Washington University to give a talk and was grateful to show his professors how well he had done because of them. Although the school’s emphasis was on classroom teaching, Chapman did his first lab research in the lab of Donald Schwemmin, whom he also remembers fondly. He was yard man at a rental store to support himself during college.

For two years after graduation, still not sure what he wanted to do, Chapman worked as a lab technician, designing HIV assays, at Genetic Systems in Seattle. Not wanting to “dead end” there, he realized he needed a Ph.D., so again “following the path of least resistance” he attended the University of Washington, working in Daniel Storm’s lab. Fascinated by the workings of the brain, he decided on pharmacology. Wanting to continue his neuroscience studies, he accepted a Howard Hughes Medical Institute award for a postdoctoral fellowship at Yale in the lab of Reinhard Jahn. Himself a sociable man, Chapman found there people with whom to enjoy talking science and to collaborate. Chapman here compares Jahn’s mentoring style and lab management with his own; he then discusses competition and collaboration in science; publishing; his own advice to students.

After four years Chapman accepted a position at the University of Wisconsin, Madison, where he is now a full professor. He discusses his funding history and explains how he set up and manages his lab. He goes on to talk about funding in general; writing grants; peer review system; his professional duties; his current research on membrane fusion, synaptic transmission, and neurotoxins; tenure; teaching and travel commitments; educating people in science. He talks about his Chinese students and his impressions of China, and about foreign students in general. His fascination with the brain has resulted in a practical application: his obsession with listening to music on “high-end audio”; this he explains as changing the brain by training it. Chapman describes his future research in the relationship between presynaptic function and behavior and memory; and practical applications of his work, including his collaboration with

Meyer Jackson; his view of the qualities of a good scientist; and his professional and personal goals.

UCLA INTERVIEW HISTORY

INTERVIEWER:

Karen A. Frenkel, Interviewer, UCLA Oral History Program; B.A., Hampshire College, 1978; M.S., Boston University, 1982

TIME AND SETTING OF INTERVIEW:

Place: Edwin Chapman's office at Medical School of the University of Wisconsin, Madison, WI.

Date: December 5, 6, and 7, 2005.

Total number of recorded hours: 5.5

Persons present during interview: Long and Frenkel.

CONDUCT OF INTERVIEW:

This interview is one in a series with Pew Scholars in the Biomedical Sciences conducted by the UCLA Oral History Program in conjunction with the Pew Charitable Trusts' Pew Scholars in the Biomedical Sciences Oral History and Archives Project. The project has been designed to document the backgrounds, education, and research of biomedical scientists awarded four-year Pew scholarships since 1988.

To provide an overall framework for project interviews, the director of the UCLA Oral History Program and three UCLA faculty project consultants developed a topic outline. In preparing for this interview, Frenkel held a telephone pre-interview conversation with Chapman to obtain written background information (curriculum vitae, website address, copies of published articles, etc.) and agree on an interviewing schedule. She also reviewed the documentation in Chapman's file at the Pew Scholars Program office in San Francisco, including his proposal application, letters of recommendation, and reviews by Pew Scholars Program national advisory committee members.

ORIGINAL EDITING

Carol Squires edited the interview. She edited for punctuation, paragraphing, and spelling, and verified proper names. Words and phrases inserted by the editor have been bracketed.

Chapman reviewed the transcript. He verified proper names and made a number of corrections and deletions.

TABLE OF CONTENTS

Childhood, College, and Work in Industry	1
Childhood interests and experiences. Parents. Religion. Family background. Parental expectations. Early schooling. Attending high school in Bellingham, Washington. Influential high-school math teacher. Attends Western Washington University. Learns how to think and study in an organic chemistry class taught by Donald L. Pavia. Research experience during college. Works in industry at Genetic Systems in Seattle. College jobs.	
Graduate School and Postdoctoral Fellowship	17
Job at Genetic Systems. Decision to pursue a Ph.D. at the University of Washington. Graduate advisor's mentoring style. Postdoctoral fellowship with Reinhard Jahn. Reasons for pursuing a doctorate in pharmacology. Conducting scientific research. Graduate program at University of Washington. Doctoral research in neurobiology studying neuromodulin. Mentoring style. Writing journal articles in the Jahn lab. Competition and collaboration in science.	
Becoming Faculty	31
Advice given to students. Accepts a position at the University of Wisconsin, Madison. Funding history. Setting up lab. Running lab. National research funding levels. grant-writing process. Duties to professional community. Peer-review system. Current research on neurotoxin receptors. Balancing social life and career. Tenure at the University of Wisconsin. Hobbies.	
Reflections on the Life of a Scientist and the Scientific Life	61
Interest in music. More on hobbies. Source of ideas. Travel commitments. Impressions of China. Chinese graduate students. Foreign students as science graduate students and postdoctoral fellows. Teaching responsibilities. Setting the national science agenda. Educating the public in science. Research in neurophysiology on presynaptic plasticity. Future research in the relationship between presynaptic function and behavior and memory. Practical applications of research. Patents. Competition in science. Collaboration with Meyer Jackson. Qualities of a good scientist. Professional goals.	
Index	100

INDEX

A

Alaska, 9
Alexander, Ken, 24
American Heart Association, 40, 46, 74
 Established Investigator Award, 40, 50
American Red Cross, 18
anthrax, 58
Australia, 71
Austria, 5
Axel, Richard, 25

B

Bai, Jihong, 42, 43, 44, 45, 59, 70, 71, 72,
 73, 74, 75, 95, 96
Beijing University, 43
Beijing, China, 43, 70
Bellingham, Washington, 1, 7, 17
ben Joseph, Jesus, 3, 4
Bhalla, Akhil, 55
biophysics, 24, 42, 44, 74, 75
Biophysics, 60, 93
Bittova, Lenka, 46, 94, 95
Blasi, Juan, 31, 35
Boeing Company, 18
botox, 47, 57, 58, 87, 88, 89, 90
Bristol Myers Squibb, 19
Bruns, Dieter, 31, 32
Buck, Linda, 25
Bush, President George W., 3, 47, 48, 77,
 82, 89

C

California, 58, 76
calmodulin, 25
Canada, 6, 68
Carroll, Sean B., 23
Chapman, Jeanie (sister), 2, 96
Chapman, Michelle (sister), 2, 96
Chapman, Ray (father), 1
Chapman, Virginia (mother), 1, 96

Cheney, Vice President Richard, 82
Chicago, Illinois, 71
Chicka, Mike, 55
China, 43, 59, 70, 71, 73, 74, 75, 95
Clemencic Consort, 69
Clemencic, René, 69
Clinton, President William J., 49, 77
coelenterates, 2
collaboration, 26, 30, 63, 74, 91, 93
Columbia University, 25, 75
competition, 30, 60, 89, 90, 91
Connecticut, 37
Crook, Joseph R., 13
ctenophores, 2
Czech Republic, 46, 48

D

Dean, Camin, 44, 46, 95
Desai, Radika, 45
DNA, 16, 80, 81
Dong, Min, 46, 58, 88, 89, 91
Door, Jeff, 10
Dralle, Renee (sister), 2, 7, 96

E

Edelmann, Lambert, 35
ethics, 36
*European Molecular Biology Organization
Journal*, 35
evolution, 77, 78, 79, 81, 82
exocytosis, 24, 90, 92

F

Fasshauer, Dirk, 32
France, 18, 48

G

Gaffney, Jon, 46
Gallo, Robert, 18
GAP43, 23
Gates, William H., 18

Gene Dreams, 18
General Motors, 32
Genetic Systems, 16, 17, 18, 20, 22
Germany, 27, 91
Gieni, Joseph (father-in-law), 5
Goodmundsen, Mr., 9
grants/funding, 19, 37, 39, 40, 41, 46, 47,
48, 49, 50, 51, 52, 53, 54, 55, 57, 58, 61,
86, 87, 88
Grateful Dead, The, 67
Guilford, Connecticut, 29

H

Hall, Shelby, 20
Hanson, Phyllis I., 31, 42
Harvard University, 42, 94
Hell, Johannes, 27
HIV. *See* human immunodeficiency virus
Howard Hughes Medical Institute, 23, 27,
31, 39, 40, 47, 49, 50, 51, 52, 61, 86, 95,
98
Hui, Enfu, 43
human immunodeficiency virus, 18, 19, 22,
78
human leukocyte antigen, 19
Hussein, Saddam, 58

I

Iraq, 3, 48, 80, 87

J

Jackson, Meyer, 21, 26, 30, 31, 44, 45, 46,
62, 75, 76, 91, 92
Jahn, Reinhard, 22, 24, 26, 27, 28, 29, 30,
31, 32, 33, 34, 35, 36, 93
Journal of Biological Chemistry, 58

K

Klyachko, Vitaly, 75

L

Lichtman, Jeffrey W., 84
Liu, Yuechueng, 24, 25
London, England, 78

M

Madison, Wisconsin, 1, 5, 13, 37, 38, 76
Massachusetts Institute of Technology, 43
McClintock, Barbara, 81
membrane fusion, 25, 27, 51, 92
Microsoft Corporation, 18
Miledi, Ricardo, 93
Moss, Richard L., 38, 40, 41
mupple, 28, 33

N

National Aeronautics and Space
Administration, 15
National Institutes of Health, 37, 40, 46, 47,
50, 51, 53, 54, 87, 88
National Science Foundation, 87
Nature, 56, 58, 61, 90
Nature Structural Biology, 55
Neher, Erwin, 94
neuromodulin, 23, 25
Neuron, 61
neuroscience, 23, 75, 83, 84
New York City, New York, 25, 27, 37, 64,
67, 75
New York Times, The, 57
New York University, 83
NIH. *See* National Institutes of Health
Nobel Prize, 81, 94
Norvaisas, Jolie, 62
Norvaisas, Stefanie, 60, 62, 94
Norvaisas, Zibby, 62
NSF. *See* National Science Foundation

O

Oglan, Zorita (mother-in-law), 5

P

Pakistan, 62
Pasteur Institute, 18
patents, 89
Pavia, Donald L., 13, 14
Pew Charitable Trusts, 1
Pew Scholars Program in the Biomedical
Sciences, 1, 33, 47, 50, 64, 93, 94

Poland, 5
polymerase chain reaction, 80
Poo, Mu-ming, 74, 75
publish/publication, 28, 33, 52, 61

R

Rao, Zihe, 73
Reagan, President Ronald W., 47, 48
Reed, Randall R., 25
Regional Center of Excellence for
 Biodefense and Emerging Infectious
 Diseases, 46
religion, 3, 4, 55, 79, 80, 82
 Christianity, 3, 79, 80, 81, 82
 (Roman) Catholic, 7
 Crusades, 80
 Lutheran, 3
 Romanian Orthodox, 6
 Spanish Inquisition, 80
 intelligent design, 4, 5, 77, 78
 Jews/Jewish/Judaism, 3
 Muslim, 3, 80
Richards, David, 26
Roger and Me, 32
Romania, 5, 6
Romnes Fellow Award, 47
Rothman, James, 26, 78, 93, 94
Russian, 75

S

Sakmann, Bert, 94
San Francisco, California, 37
Saskatchewan, Canada, 6
Schekman, Randy, 26, 93, 94
Schneewind, Olaf, 46
Schwemmin, Donald J., 15, 16
Science, 37, 51, 92
Seattle, Washington, 13, 14, 15, 16, 17, 18,
 22, 26, 37, 67
Senuty, Paul, 2
September 11, 2001, 71, 89
Servicemen's Readjustment Act of 1944, 5
Shanghai University, 74
Shanghai, China, 74
Shaw Scientist Award, 47

Skene, J.H. Pate, 23
Spain, 32, 35
stem cells, 22, 76
Storm, Daniel, 21, 23, 24, 25, 28, 31, 32, 33
Sui, Sen-Fang, 74
Summers, Lawrence H., 94
Svoboda, Karel, 83, 84

T

tenure, 60, 61, 95
terrorism, 3, 46, 58, 87, 89
 bioterrorism, 58, 87, 88
Tonegawa, Susumu, 81
Tornehl, Chris, 45
toxins, 35, 46, 57, 87, 88
Transylvania (Carpathian Mountains), 5, 6
Tsiens, Richard W., 94
Tsinghua University, 43, 70, 72, 74

U

U.S. Congress, 77
U.S. Department of Homeland Security, 87,
 89
Union of Soviet Socialist Republics, 71
United States of America, 4, 17, 44, 67, 68,
 72, 74, 76, 80
University of California, Berkeley, 14, 37,
 44, 74, 95, 96
University of California, San Diego, 75
University of California, San Francisco, 43,
 86
University of Washington, 13, 14, 15, 17,
 18, 19, 23, 96
University of Wisconsin, 1, 14, 15, 37, 61,
 89, 91, 96

W

Walter, Peter, 86
Wang, Ping, 43
Washington, 5, 17
Washington University in St. Louis, 31, 42,
 74
Weber, Mr., 16
Weisshaar, James, 76

Western Washington University, 1, 7, 13,
14, 15, 16, 19
White House, 77
Wiesel, Torsten N., 93, 94
Wilson, H. William, 15, 16
Wisconsin Alumni Research Foundation, 89
Wolowick, Mark, 45
World War II, 5

Wu, Yao, 43

Y

Yale University, 13, 14, 33, 75, 96
Yeh, Felix, 91
Young, John, 58